



DIGITAL RADIO USE IN SWITZERLAND

Trend analysis autumn 2025

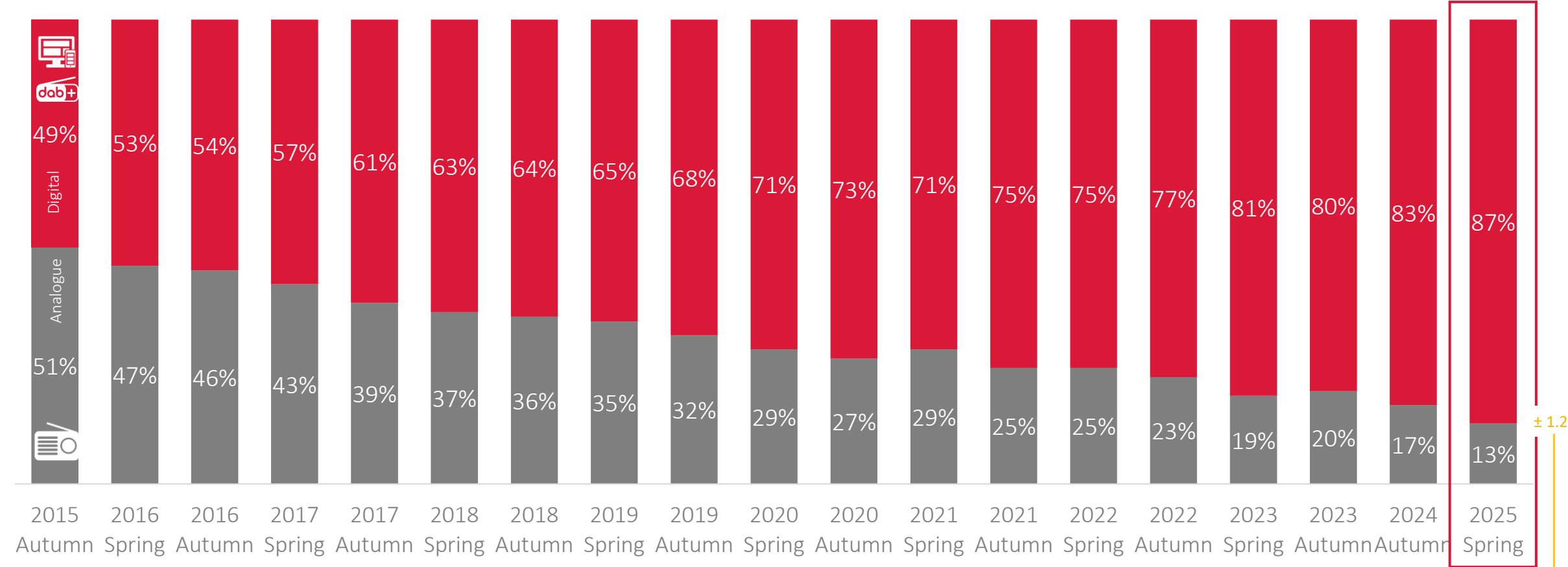
Digital Migration Working Group, Moritz Büchi

Switzerland listens to the radio digitally



87% of all radio minutes listened to are via digital radio

Radio usage volume (in per cent) by mode of reception



Example: the maximum sampling error of ± 1.5 percentage points (pp) at a confidence level of 95% means that the proportion of analogue radio usage would fall between 11.5% and 15.5% in 95% of cases if the survey were repeated.

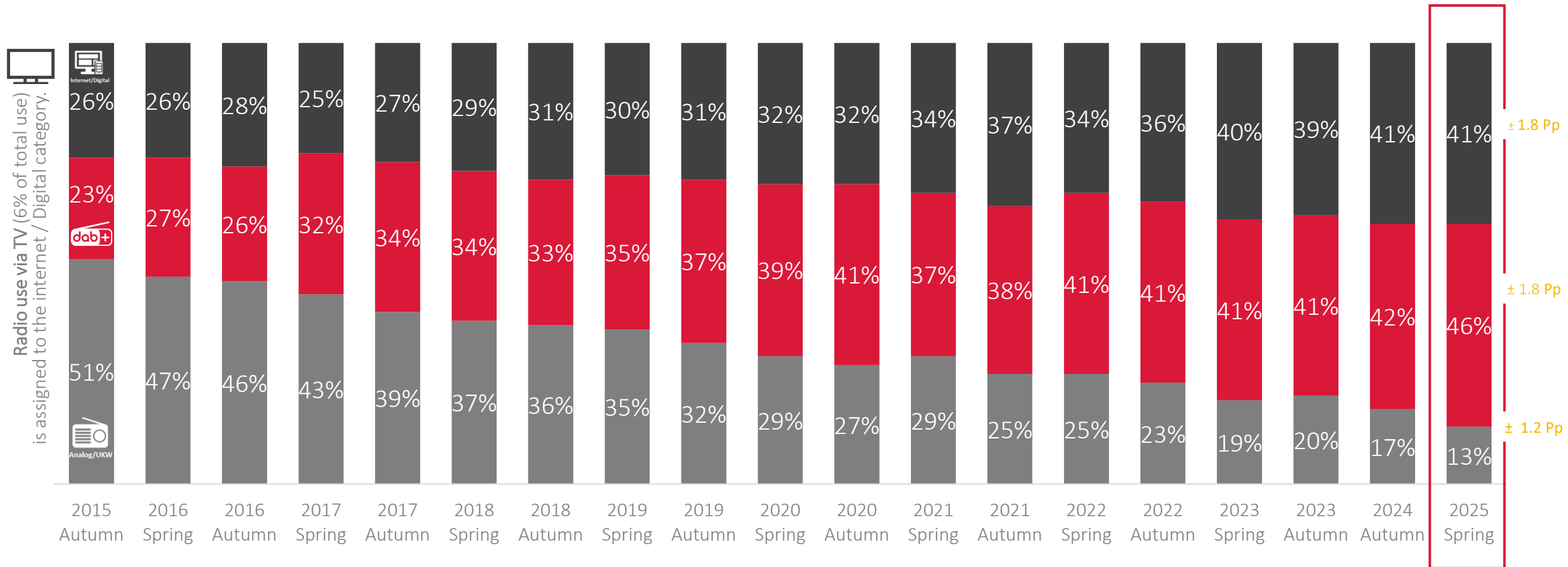
Source: GfK Switzerland, DigiMig survey, n(2015/2)=2'453, n(2016/1)=2'526, n(2016/2)=2'531, n(2017/1)=2'504, n(2017/2)=2'519, n(2018/1)=2'673, n(2018/2)=2'761, n(2019/1)=2'740, n(2019/2)=2'800, n(2020/1)=2'625, n(2020/2)=2'671, n(2021/1): 2'670, n(2021/2)=2'801, n(2022/1)=2'789, n(2022/2)=2'841, n(2023/1)=2'756, n(2023/2)=2'725, n(2024/1)=2'575, n(2025/1)=2'835

Stabilisation of usage share by mode of reception



46 out of every 100 minutes of radio listened to are via DAB+, 41% via internet and 13% via FM radio.

Radio usage volume (in per cent) by mode of reception



Sampling error (confidence level = 95%) in percentage points

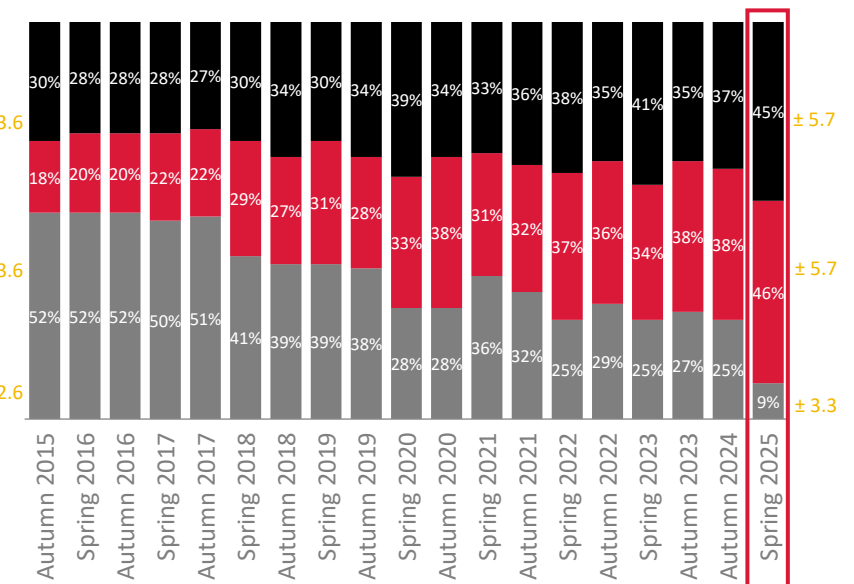
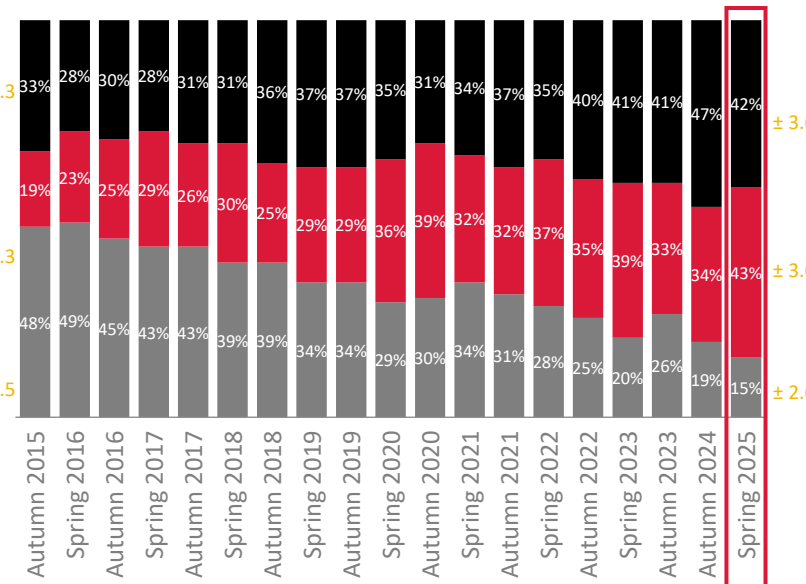
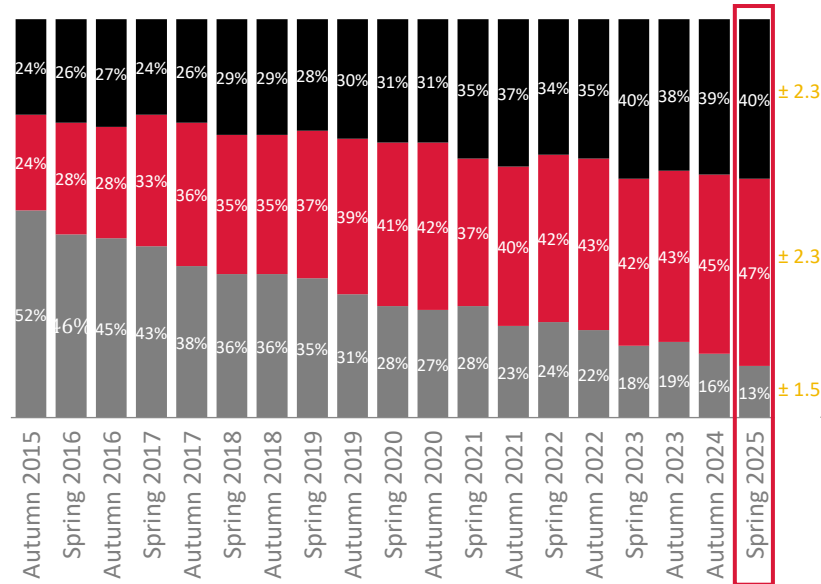
Source: GfK Switzerland, DigiMig survey, n(2015/2)=2'453, n(2016/1)=2'526, n(2016/2)=2'531, n(2017/1)=2'504, n(2017/2)=2'519, n(2018/1)=2'673, n(2018/2)=2'761, n(2019/1)=2'740, n(2019/2)=2'800, n(2020/1)=2'625, n(2020/2)=2'671, n(2021/1): 2'670, n(2021/2)=2'801, n(2022/1)=2'789, n(2022/2)=2'841, n(2023/1)=2'756, n(2023/2)=2'725, n(2024/1)=2'575, n(2025/1)=2'835

Radio use by language region

In the Italian-speaking part of Switzerland in particular, FM usage is declining significantly in favour of digital reception modes; in French-speaking Switzerland, DAB+ is gaining significantly in volume.



Radio usage (in per cent) by mode of reception and language region



Source: GfK Switzerland, DigiMig survey, n(2025/1)=2'835; (n[DS, 2025/1]=1'815, n[SR, 2025/1]=728, n[SI, 2025/1]=292)

Sampling error (confidence level = 95%) in percentage points




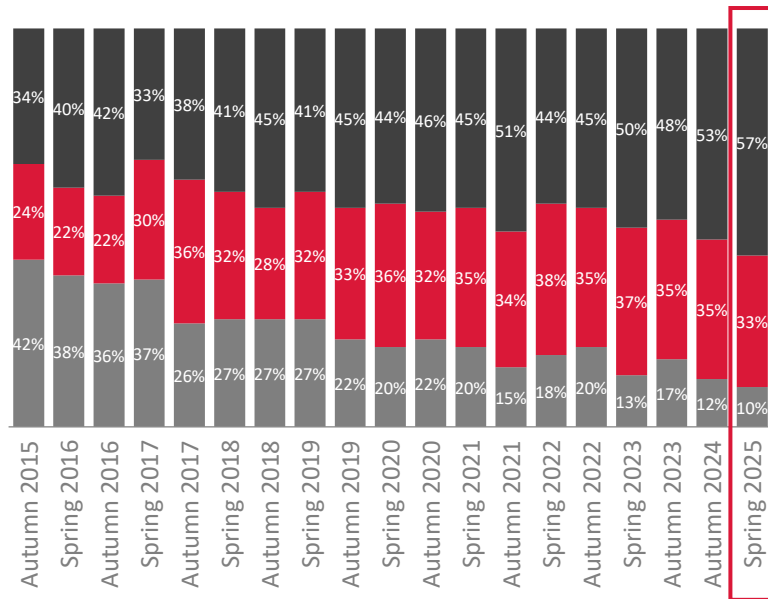
Radio use by age

Radio via IP is the most popular medium among young people. Among the over-55s, DAB+ is the most popular, with 56% of users.


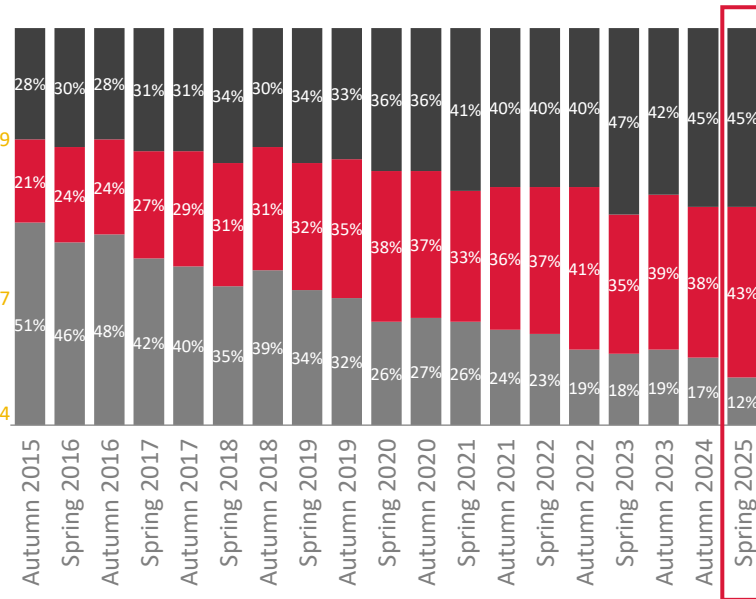
Radio use (in per cent) by mode of reception and age group



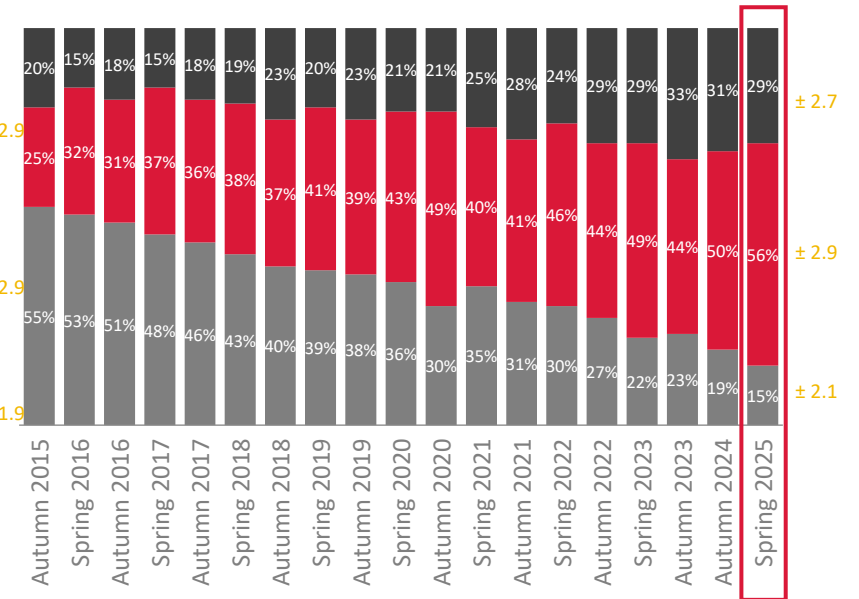
15-34



35-54



55+



FM



Internet/
Digital

Source: GfK Switzerland, DigiMig survey, n(2025/1)=2'835; (n[15-34, 2025/1]=623, n[35-54, 2025/1]=1'119, n[55+, 2025/1]=1'093)

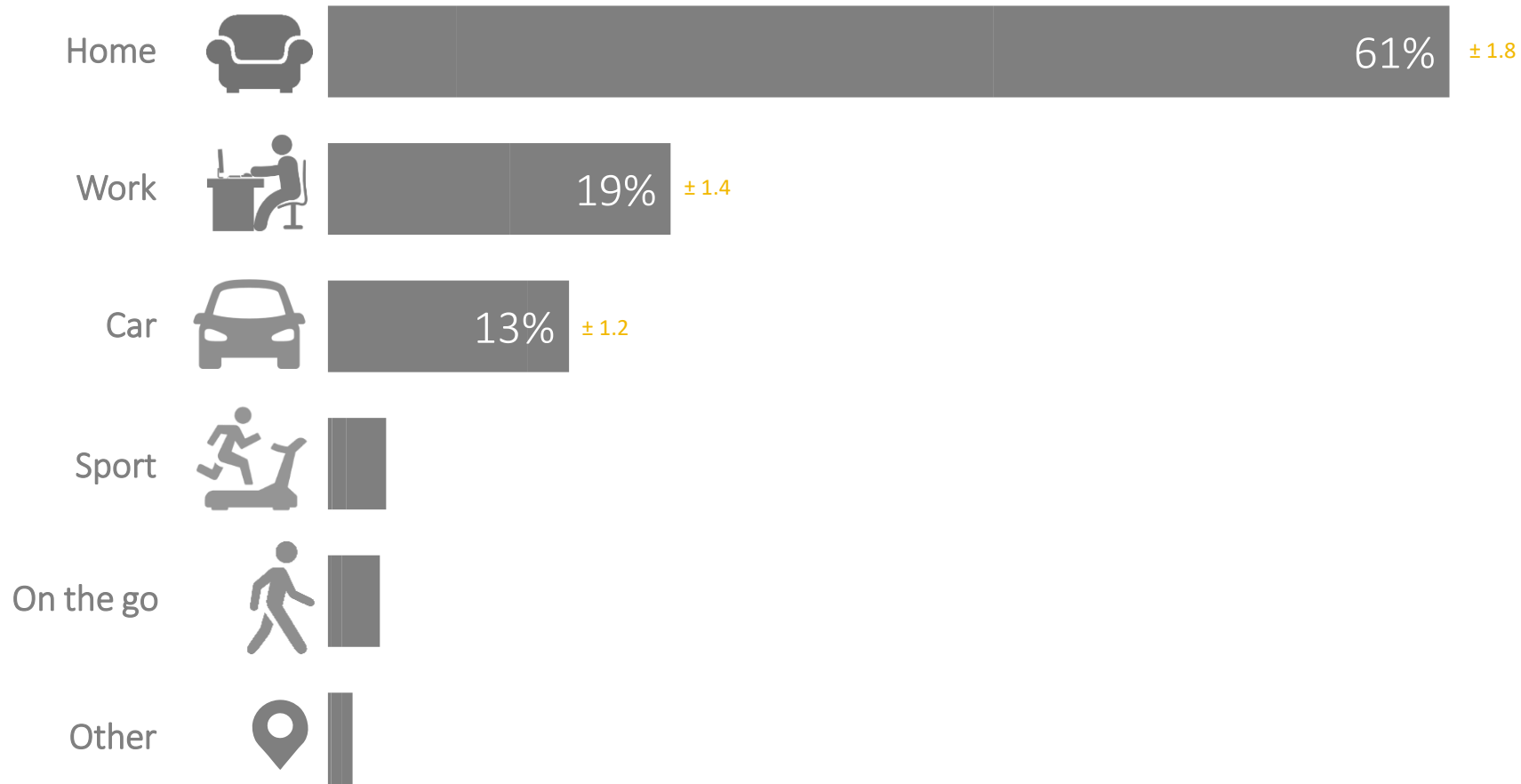
Sampling error (confidence level = 95%) in percentage points



Radio use by location

Radio use is greatest at home, accounting for 61 of every 100 minutes of listening time. Use at work accounts for 19 of every 100 minutes, while in-car listening makes up 13 minutes. These figures have been stable for several years now.

Radio usage (in per cent) by mode of reception and usage location



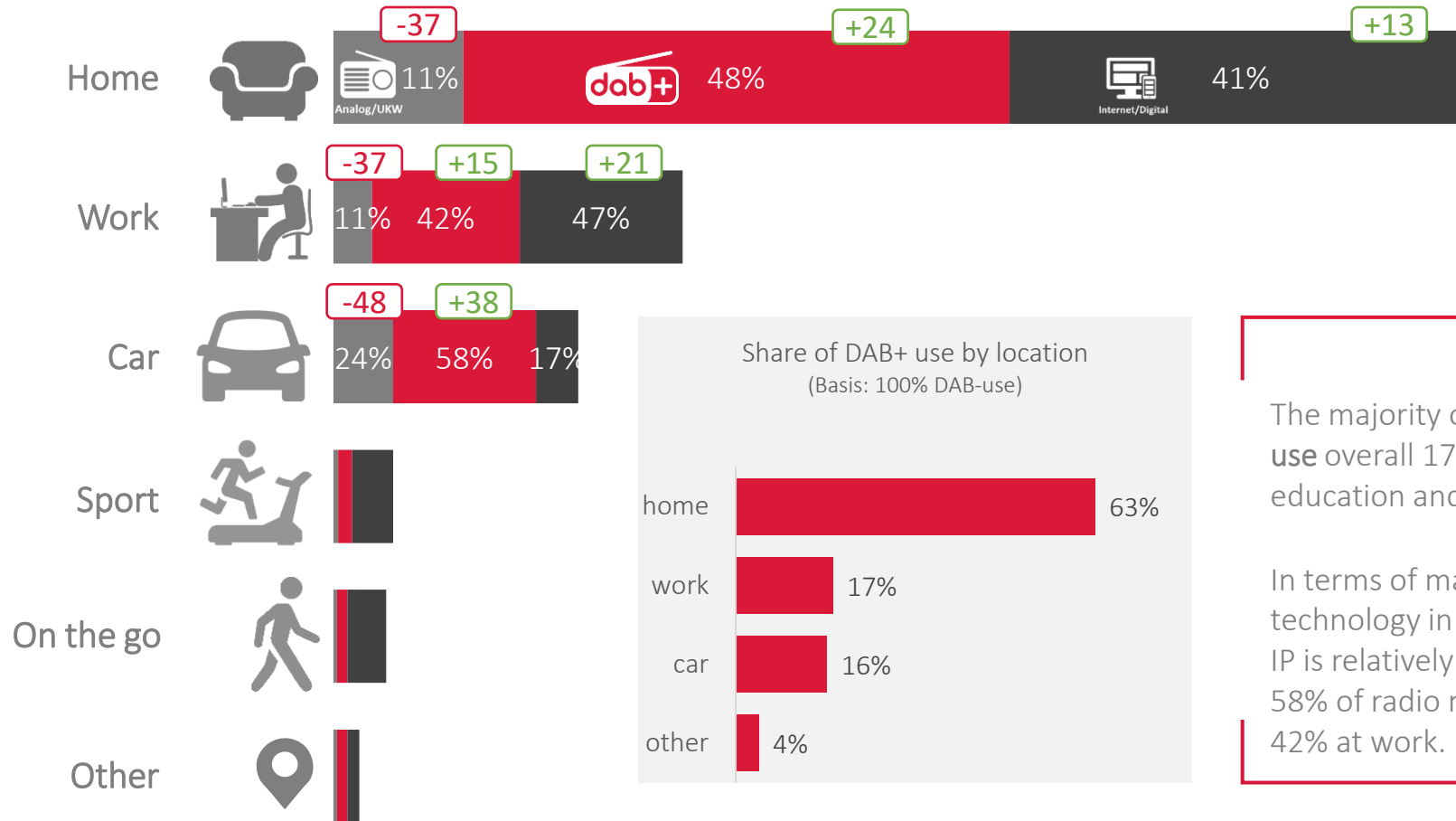
The figures represent total radio usage on **stationary and mobile** devices by usage location



Radio use by location and mode of reception

At home, DAB+ is slightly ahead of IP, while at work it is the other way round (FM accounts for only 11% in both cases). In the car DAB+ is the clear leader where a total of 76 out of 100 minutes of radio listening are digital.

Radio usage (in per cent) by mode of reception and usage location



Change compared to 2015/2 in percentage points

FACTS

The majority of DAB+ use takes place at home: **63% of DAB+ use** overall 17% of DAB+ radio use is at the place of work or education and 16% in the car.

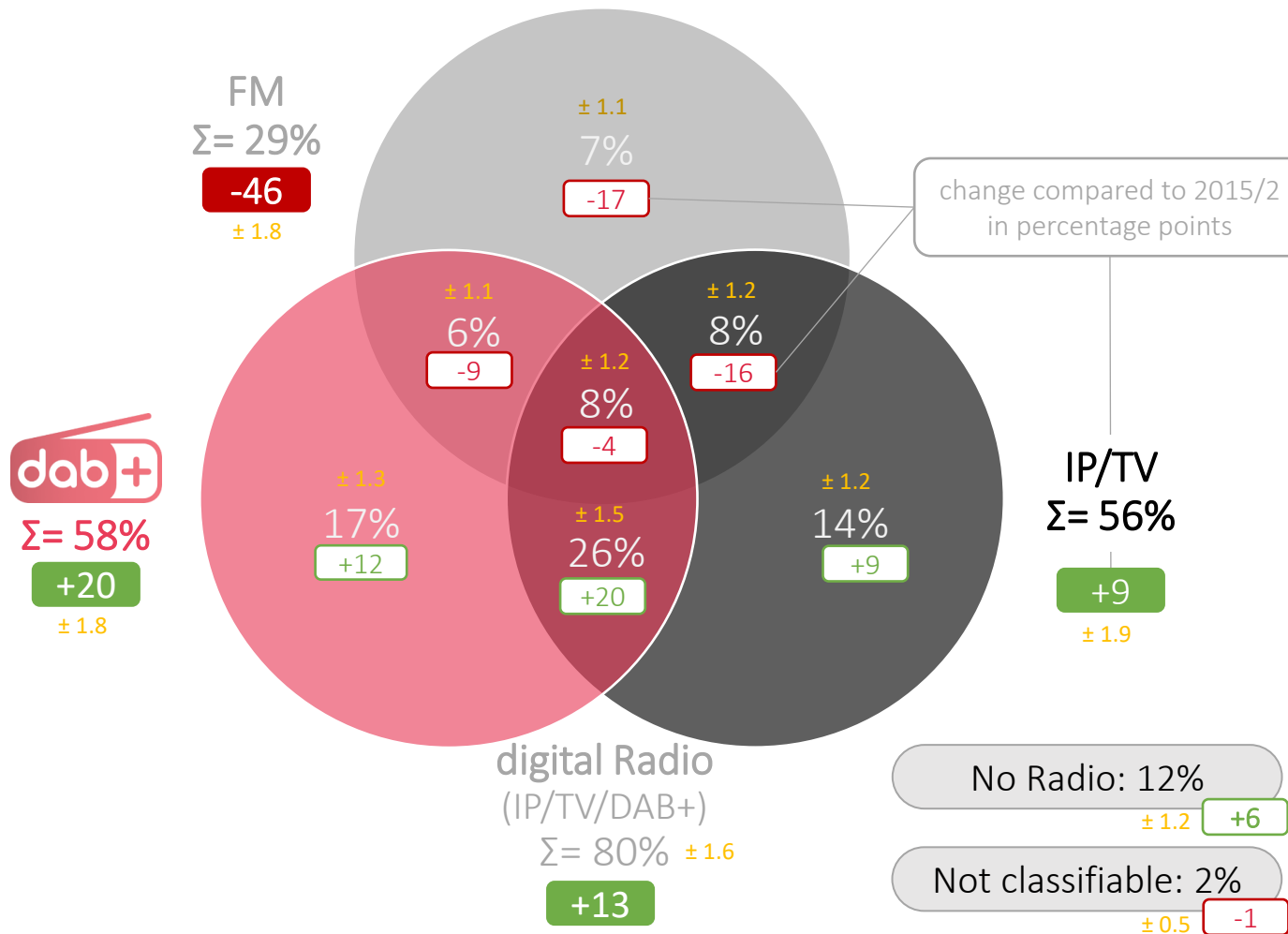
In terms of market share, FM is still the most widely used technology in cars (24%), but its popularity is declining, while IP is relatively rare (17%). DAB+ is the reception vector for 58% of radio minutes listened to in cars, 48% at home and 42% at work.



Penetration by mode of reception

80% of the population use digital radio. Of this share, 28% also use FM radio. The proportion of digital-only radio users is 57%; 7% say that they use FM exclusively.

Share of transmission vectors (in per cent)



FACTS

The distribution of the individual reception modes is slowly shifting away from FM towards digital reception modes.

80% of the population use digital radio (DAB+ or IP/TV). More than half (57%) use digital radio exclusively.

29% of the population still use analogue radio – at least partially or in one location – and 22% in combination with digital reception modes; 7% of people say they listen to radio exclusively via FM.

14% use Internet radio exclusively, 17% only use DAB+ to listen to the radio.

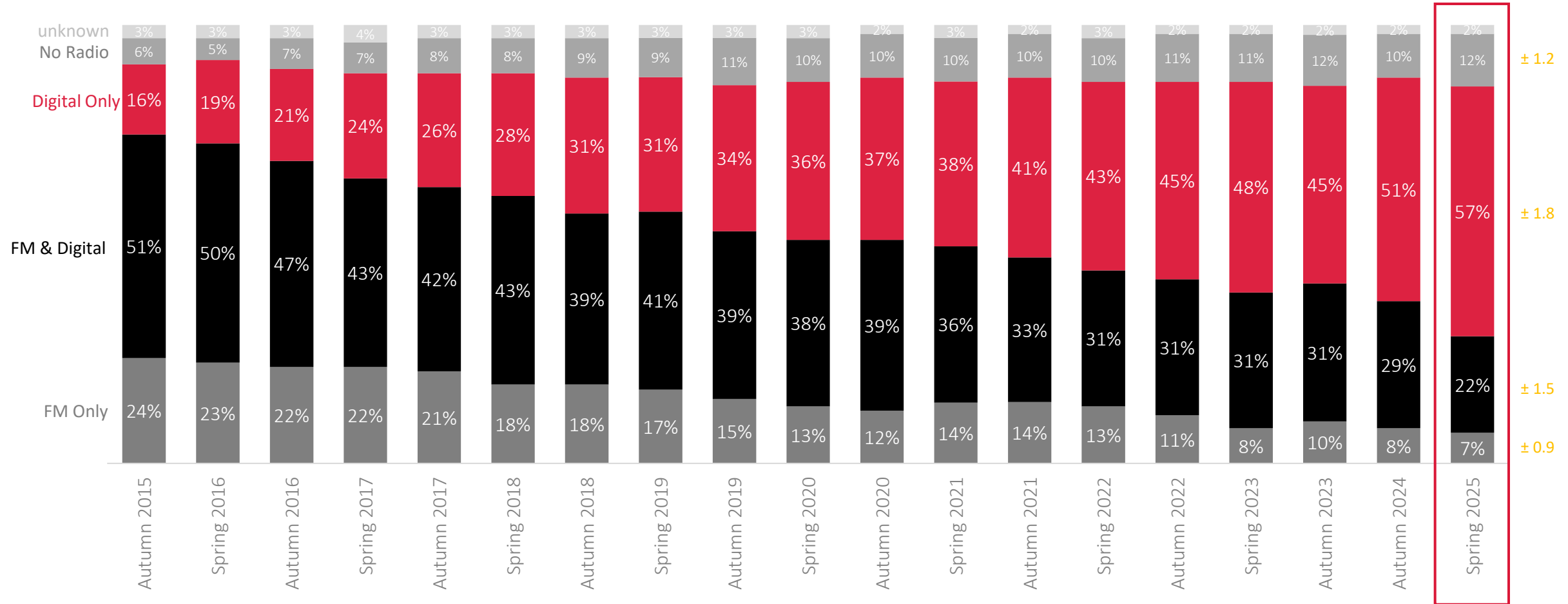
14% of the Swiss population do not listen to the radio at all or cannot be categorised.



Development of user share over time

7% of the population still listen exclusively to FM Radio. 79% listen to digital radio. Mixed use (FM and digital) has declined significantly (currently 22%).

Share by mode of transmission (in per cent)



Source: GfK Switzerland, DigiMig survey, n(2015/2)=2'453, n(2016/1)=2'526, n(2016/2)=2'531, n(2017/1)=2'504, n(2017/2)=2'519, n(2018/1)=2'673, n(2018/2)=2'761, n(2019/1)=2'740, n(2019/2)=2'800, n(2020/1)=2'625, n(2020/2)=2'671, n(2021/1)=2'670, n(2021/2)=2'801, n(2022/1)=2'789, n(2022/2)=2'841, n(2023/1)=2'756, n(2023/2)=2'725, n(2024/1)=2'575, n(2025/1)=2'835



Key Messages

Radio in Switzerland goes digital



87%

of radio usage is digital



+38

PP in 10 years



≥85%

digital use in all language regions



≥85%

digital use in every age group



76%

of in-car use is digital



46%

of the population use digital radio exclusively



7%

of the population still listen only to FM Radio